

LED FLOOD LIGHT



SLFR03



IP65 RATING
5 YEAR WARRANTY

LED Flood Light


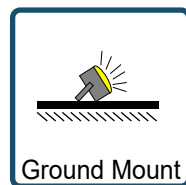
LED Flood light with an adjustable mounting.

Made of Aluminum alloy with high thermal heat management, design to spread out heat evenly.

Equip with long life, efficient and excellent LED driver and SMD LED, design with maximum distance and greatest heat dissipation through heat sink and heat management system.

Waterproof rate IP65

Built in with protection for short circuit/overload/over voltage/over temperature



Partner with

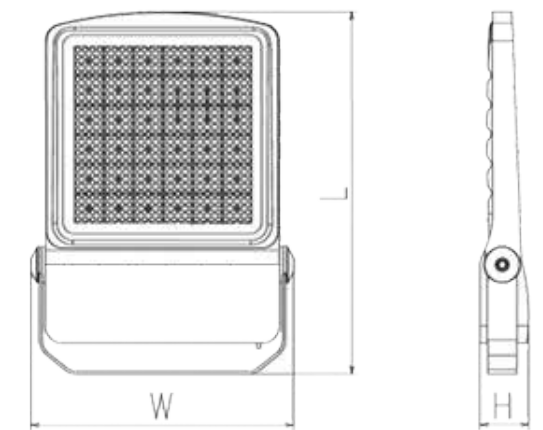


LED FLOOD LIGHT

LED Flood Light

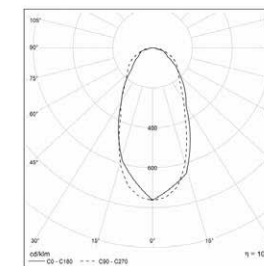


Lamp size

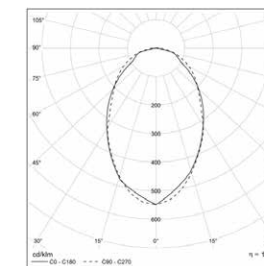


Size | See details in table below

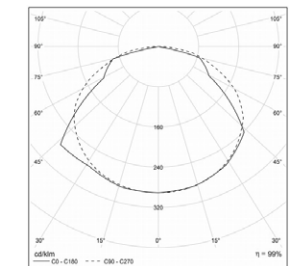
Light Distribution



40D



80D



120D

Model	System Power	CCT	Optics Light distribution	Voltage	Options	Size
SLFR03	20/30/50W	40K 4000K	B1 Batwing type 1	MV 100-277VAC	DIM Dimming	230x270x50 mm
	30/50/60 80W	50K 5000K	B3 Batwing type 3	HV 347/480VAC	PH Photocell	320x225x50mm
	80/100/150W	5700K 57K	120 120 degree		MS Motion sensor	420x290x60mm
	150/200 250W		80 80 degree			520x340x65mm
			40 40 degree			
			25 25 degree			

Note:

The Brand of LED and Driver can be customized due to client's request

The 12/24V DC is possible in 30W/40W for solar&wind power system. For greater wattage, contact for more detail.

We suggest choosing recommended light distributions unless you know how to select it for certain lighting application

LED FLOOD LIGHT



LED FLOOD LIGHT

SLFAP8



IP65 RATING
5 YEAR WARRANTY

LED Flood Light

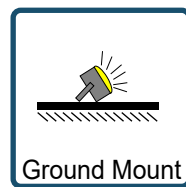
LED Flood light with an adjustable mounting.

Made of Aluminum alloy with high thermal heat management, design to spread out heat evenly.

Equip with long life, efficient and excellent LED driver and SMD LED, design with maximum distance and greatest heat dissipation through heat sink and heat management system.

Waterproof rate IP65

Built in with protection for short circuit/overload/over voltage/over temperature



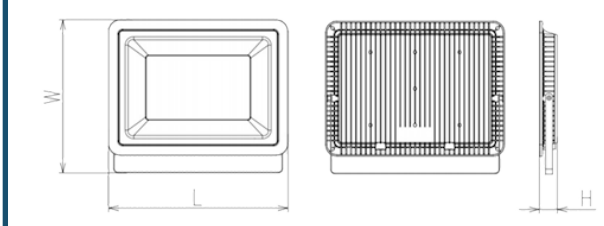
Partner with



LED Flood Light

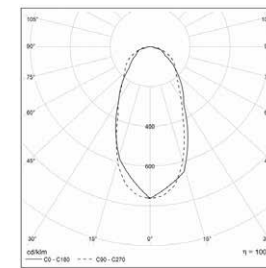


Lamp size

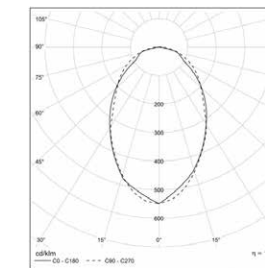


Size | See details in table below

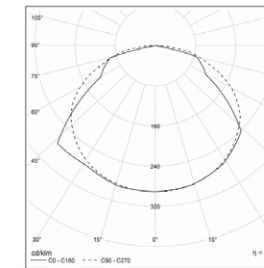
Light Distribution



40D



80D



120D

Model	System Power	CCT	Optics Light distribution	Voltage	Options	Size
SLFAP8	10W	40K 4000K	B1 Batwing type 1 B3 Batwing type 3 120 120 degree 80 80 degree 40 40 degree 25 25 degree	MV 100-277VAC	DIM Dimming PH Photocell MS Motion sensor	103x83x25 mm
	20W					120x95x25mm
	30W	160x120x30mm				
	50/80W	5700K 57K		HV 347/480VAC		205x160x30mm
	100W					270x210x35mm
	150W					330x250x35mm
	200W					390x290x35mm

LED STREET LIGHT
LED FLOOD LIGHT
INDUSTRIAL LIGHT
LED GARDEN LIGHT
LED PANEL LIGHT
SOLAR LIGHT

LED STREET LIGHT
LED FLOOD LIGHT
INDUSTRIAL LIGHT
LED GARDEN LIGHT
LED PANEL LIGHT
SOLAR LIGHT

LED FLOOD LIGHT



LED FLOOD LIGHT

FL21



IP65 RATING

5 YEAR WARRANTY

LED Flood Light

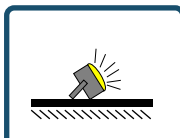
LED Flood light with an adjustable mounting.

Made of Aluminum alloy with high thermal heat management, design to spread out heat evenly.

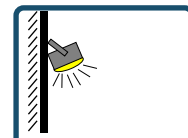
Equip with long life, efficient and excellent LED driver and SMD LED, design with maximum distance and greatest heat dissipation through heat sink and heat management system.

Waterproof rate IP65

Built in with protection for short circuit/overload/over voltage/over temperature



Ground Mount



Wall Mount



Public



Outdoor

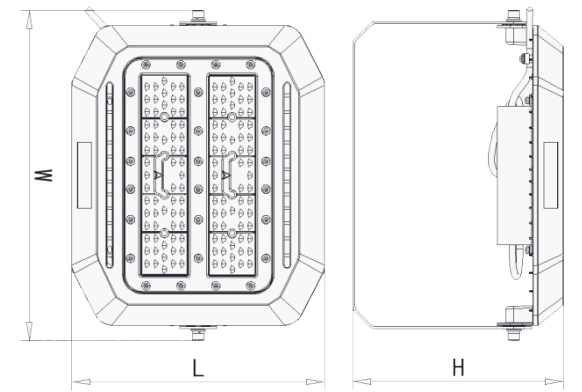
Partner with



LED Flood Light

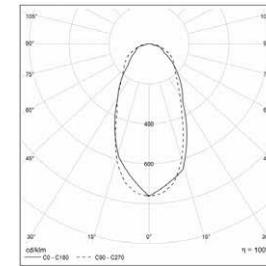


Lamp size

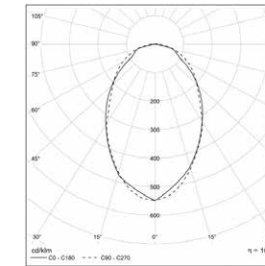


Size | See details in table below

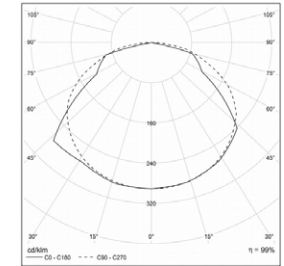
Light Distribution



40D



80D



120D

Model	System Power	Modular No.	CCT	Optics Light distribution	Voltage	Options	Size
FL21	80/100 120W	2	40K 4000K	B1 Batwing type 1 B3 Batwing type 3	MV 100-277VAC	DIM Dimming PH Photocell	275x360x230 mm
	150/180W	3	50K 5000K	120 120 degree 80 80 degree	HV 347/480VAC	MS Motion sensor	375x385x250 mm
	200W	4	5700K 57K	40 40 degree 25 25 degree			450x385x285 mm

Note:

The Brand of LED and Driver can be customized due to client's request

The 12/24V DC is possible in 30W/40W for solar&wind power system. For greater wattage, contact for more detail.

We suggest choosing recommended light distributions unless you know how to select it for certain lighting application

LED FLOOD LIGHT



SP2026



IP66
RATING

5 YEAR
WARRANTY

LED Flood Light


LED Flood light with an adjustable mounting.

Made of Aluminum alloy with high thermal heat management, design to spread out heat evenly.

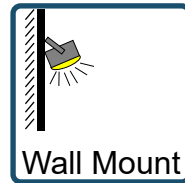
Equip with long life, efficient and excellent LED driver and SMD LED, design with maximum distance and greatest heat dissipation through heat sink and heat management system.

Waterproof rate IP65

Built in with protection for short circuit/overload/over voltage/over temperature



Ground Mount



Wall Mount



Public



Outdoor

Partner with



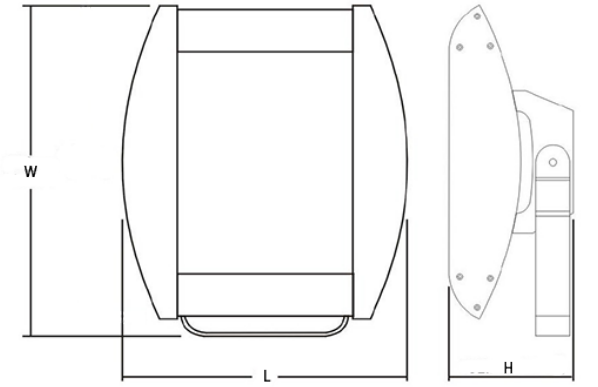
LED FLOOD LIGHT



LED Flood Light

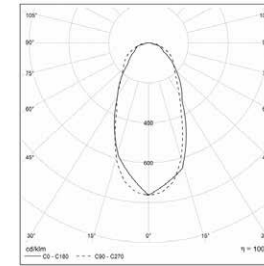


Lamp size

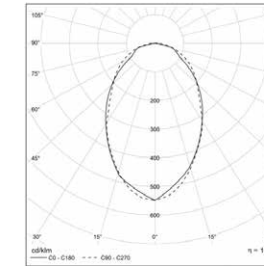


Size | See details in table below

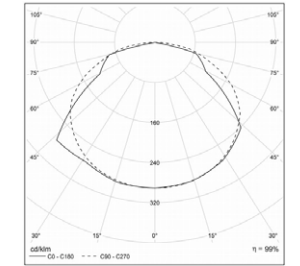
Light Distribution



40D



80D



120D

Model	System Power	Modular No.	CCT	Optics Light distribution	Voltage	Options	Size
SP2026	40/60W	2	40K 4000K	B1 Batwing type 1	MV 100-277VAC	DIM Dimming	485x270x180 mm
	80/100W	3		B3 Batwing type 3			485x340x180 mm
	120W	4	50K 5000K	120 120 degree	HV 347/480VAC	PH Photocell	485x414x180 mm
	150W	5		80 80 degree			485x485x180 mm
	200W	6	5700K 57K	40 40 degree	MS Motion sensor	485x556x180 mm	
	250W	7		25 25 degree		485x630x180 mm	
	300W	8			485x700x180 mm		

Note:

The Brand of LED and Driver can be customized due to client's request

The 12/24V DC is possible in 30W/40W for solar&wind power system. For greater wattage, contact for more detail.

We suggest choosing recommended light distributions unless you know how to select it for certain lighting application

SP2025



IP66
RATING

5 YEAR
WARRANTY

LED Canopy Light

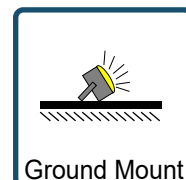
LED Flood light with an adjustable mounting.

Made of Aluminum alloy with high thermal heat management, design to spread out heat evenly.


Equip with long life, efficient and excellent LED driver and SMD LED, design with maximum distance and greatest heat dissipation through heat sink and heat management system.

Waterproof rate IP65

Built in with protection for short circuit/overload/over voltage/over temperature



Ground Mount



Wall Mount



Public



Outdoor

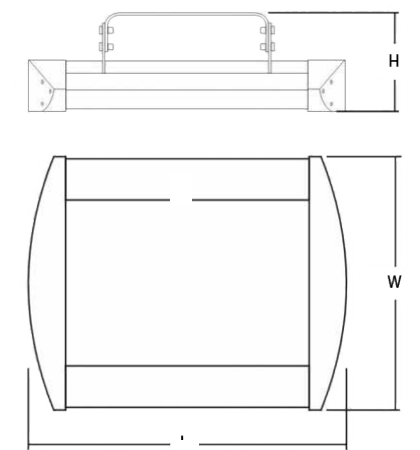
Partner with



LED Canopy Light

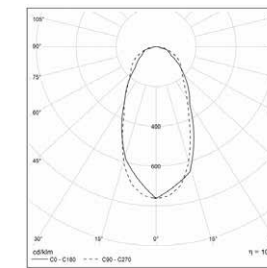


Lamp size

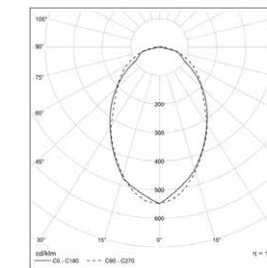


Size | See details in table below

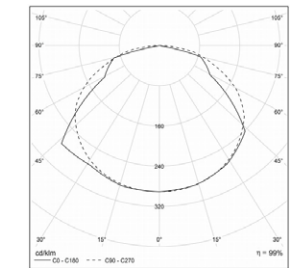
Light Distribution



40D



80D



120D

Model	System Power	Modular No.	CCT	Optics Light distribution	Voltage	Options	Size
SP2025	40/60W	2	40K 4000K	B1 Batwing type 1	MV 100-277VAC	DIM Dimming	460x270x200 mm
	80/100W	3		B3 Batwing type 3			460x340x200 mm
	120W	4	50K 5000K	120 120 degree	HV 347/480VAC	PH Photocell	460x415x200 mm
	150W	5		80 80 degree			460x485x200 mm
	200W	6	5700K 57K	40 40 degree	MS Motion sensor	460x555x200 mm	
	250W	7		25 25 degree		460x627x200 mm	
	300W	8				460x700x200 mm	

Note:

The Brand of LED and Driver can be customized due to client's request

The 12/24V DC is possible in 30W/40W for solar&wind power system. For greater wattage, contact for more detail.

We suggest choosing recommended light distributions unless you know how to select it for certain lighting application

LED FLOOD LIGHT



FL2C



IP65
RATING

5 YEAR
WARRANTY

LED Stadium Light

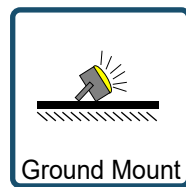
LED Flood light with an adjustable mounting.

Made of Aluminum alloy with high thermal heat management, design to spread out heat evenly.

Equip with long life, efficient and excellent LED driver and SMD LED, design with maximum distance and greatest heat dissipation through heat sink and heat management system.

Waterproof rate IP65

Built in with protection for short circuit/overload/over voltage/over temperature



Partner with

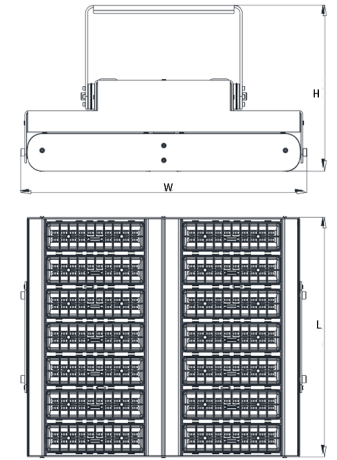


LED FLOOD LIGHT

LED Stadium Light

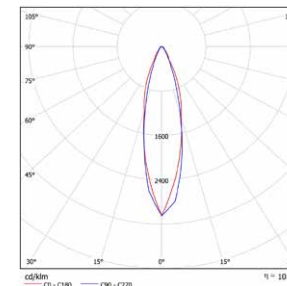


Lamp size

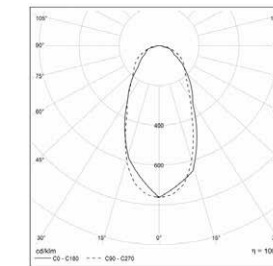


Size | See details in table below

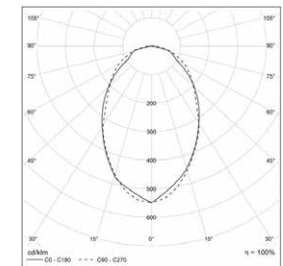
Light Distribution



25D



40D



80D

Model	System Power	Modular No.	CCT	Optics Light distribution	Voltage	Options	Size
FL2C	320W	8	40K 4000K	B1 Batwing type 1 B3 Batwing type 3	MV 100-277VAC	DIM Dimming PH Photocell	360x360x655 mm
	400W	10	50K 5000K	120 120 degree 80 80 degree	HV 347/480VAC	MS Motion sensor	680x410x395 mm
	600W	12	5700K 57K	40 40 degree 25 25 degree			680x490x395 mm

Note:

The Brand of LED and Driver can be customized due to client's request

The 12/24V DC is possible in 30W/40W for solar&wind power system. For greater wattage, contact for more detail.

We suggest choosing recommended light distributions unless you know how to select it for certain lighting application

LED STREET LIGHT

LED FLOOD LIGHT

INDUSTRIAL LIGHT

LED GARDEN LIGHT

LED PANEL LIGHT

SOLAR LIGHT

LED STREET LIGHT

LED FLOOD LIGHT

INDUSTRIAL LIGHT

LED GARDEN LIGHT

LED PANEL LIGHT

SOLAR LIGHT